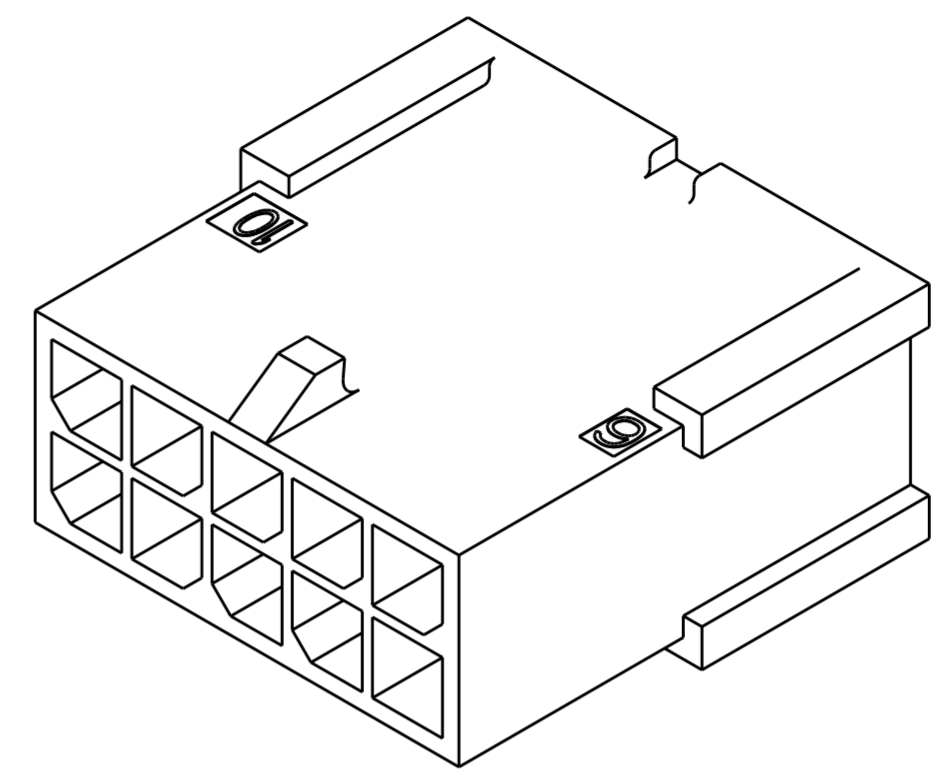
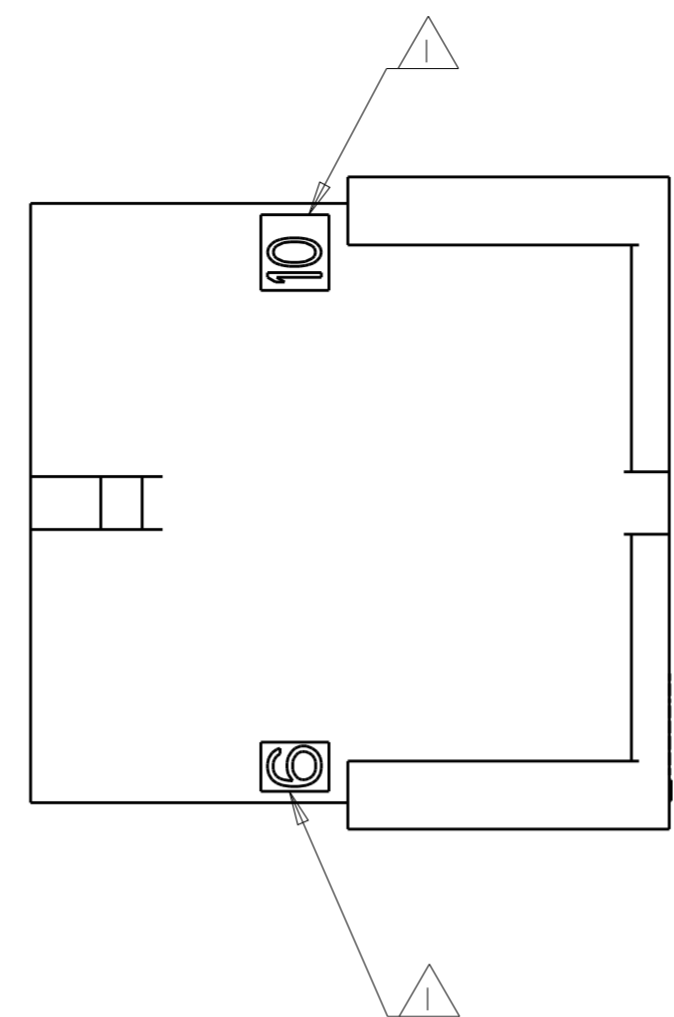
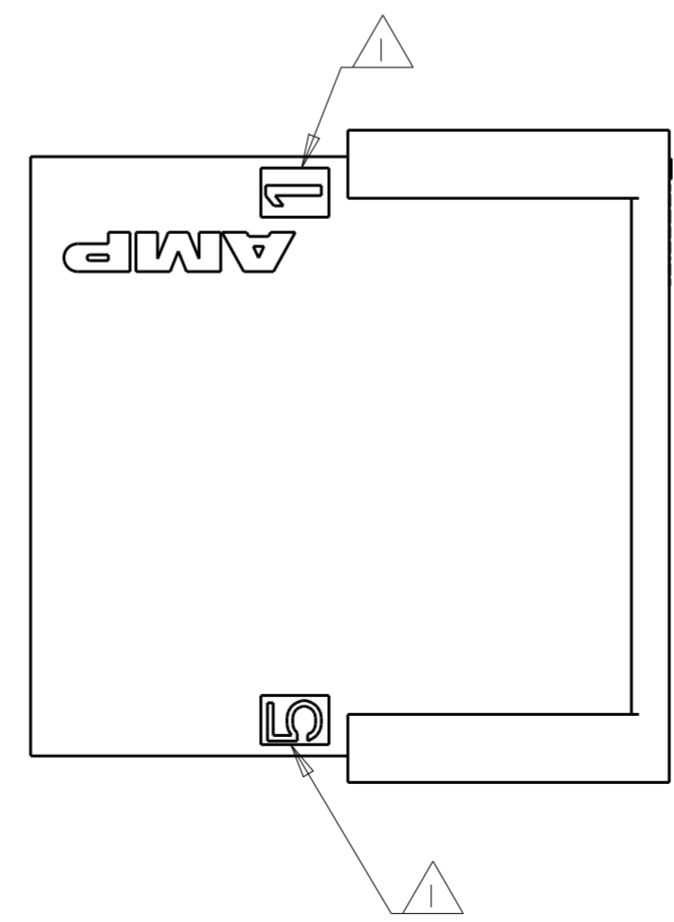
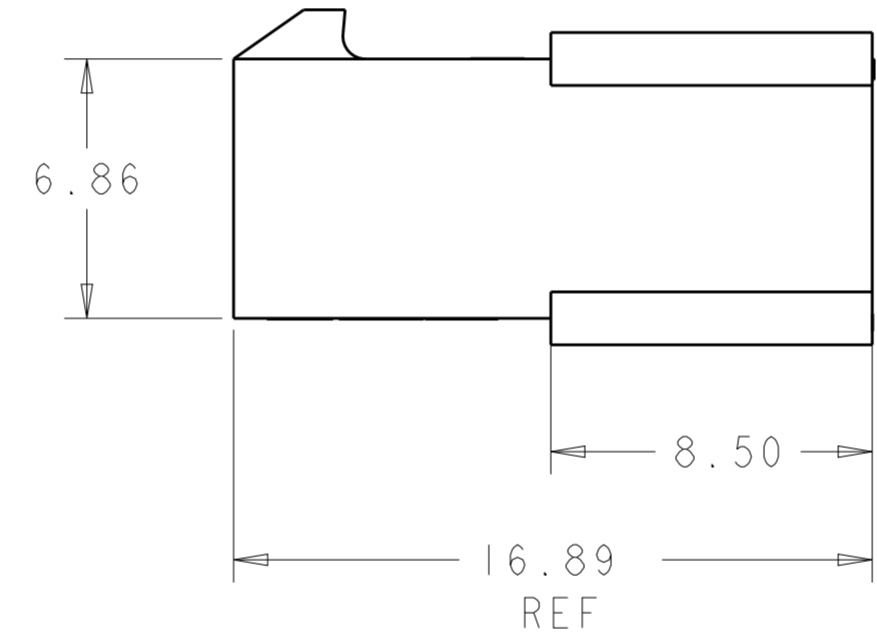
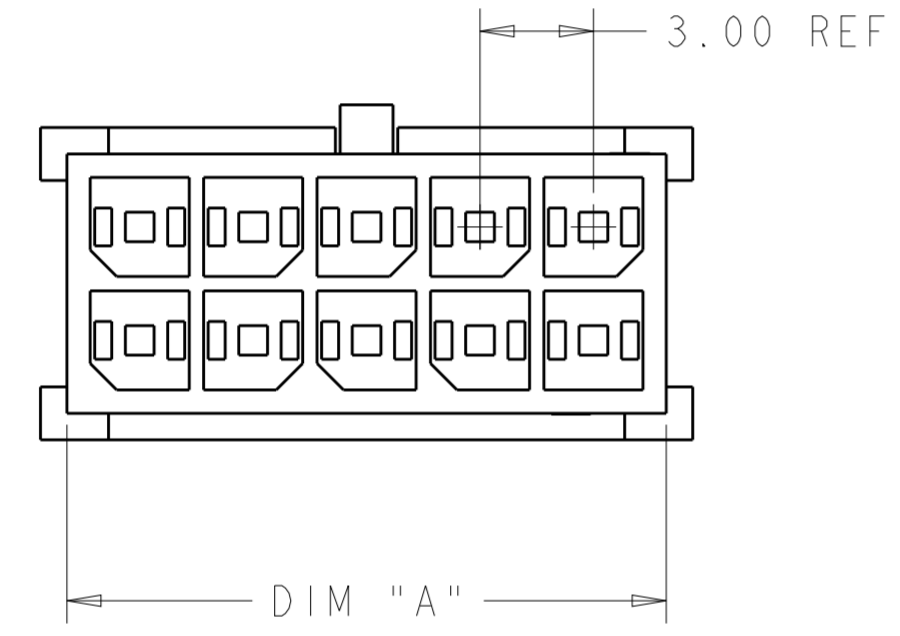


THIS DRAWING IS UNPUBLISHED. RELEASED FOR PUBLICATION 20
 © COPYRIGHT 20 BY - ALL RIGHTS RESERVED.

LOC	DIST	REVISIONS					
CM	00	P	LTR	DESCRIPTION	DATE	DWN	APVD
		P		REVISED PER ECO-11-005027	14MAR2011	RK	HMR
		P1		REVISED PER ECR-13-016336	21OCT2013	AV	RP
		P2		REVISED PER ECR-14-010163	27NOV2014	AV	ZD
		P3		REVISED PER ECR-15-015291	22DEC2015	SC	ZD



SCALE 5:1



REMARK	DIM A	NO. OF POS.	PART NUMBER
④ ⑤	9.85	6	3-794616-6
	6.85	4	3-794616-4
④	3.85	2	3-794616-2
	12.85	8	3-794616-8
③ ⑤	12.85	8	2-794616-8
	36.85	24	2-794616-4
②	33.85	22	2-794616-2
	30.85	20	2-794616-0
	27.85	18	1-794616-8
	24.85	16	1-794616-6
	21.85	14	1-794616-4
	18.85	12	1-794616-2
	15.85	10	1-794616-0
	12.85	8	794616-8
	9.85	6	794616-6
	6.85	4	794616-4
	3.85	2	794616-2

- ① CIRCUIT IDENTIFIERS LOCATED APPROXIMATELY AS SHOWN.
- ② MATERIAL NYLON66/6 V0 UL94.
- ③ MATERIAL PA6 V0 UL94.
- ④ MATERIAL PA66 V0 GW UL94.
- ⑤ PRELIMINARY PART NOT RELEASED FOR PRODUCTION.



THIS DRAWING IS A CONTROLLED DOCUMENT.

DIMENSIONS:	TOLERANCES UNLESS OTHERWISE SPECIFIED:	DWN	29AUG2000	TE Connectivity
mm	0 PLC ±	CHK	29AUG2000	
	1 PLC ±	APVD	29AUG2000	
	2 PLC ±0.13	PRODUCT SPEC	108-1836	
	3 PLC ±	APPLICATION SPEC	114-13000	NAME
	4 PLC ±	WEIGHT	-	PLUG HOUSING, 2 to 24 POSITION DUAL ROW, FREE HANGING, MICRO MATE-N-LOK(TM)
	ANGLES ±	Customer Drawing	SCALE 5:1	SIZE
	FINISH			CAGE CODE
MATERIAL				DRAWING NO
② ③ ④				A200779C-794616
				RESTRICTED TO
				-
				SHEET 1 OF 1
				REV P3